

给家长的 Compass 使用向导

墨尔本女子高中

2015



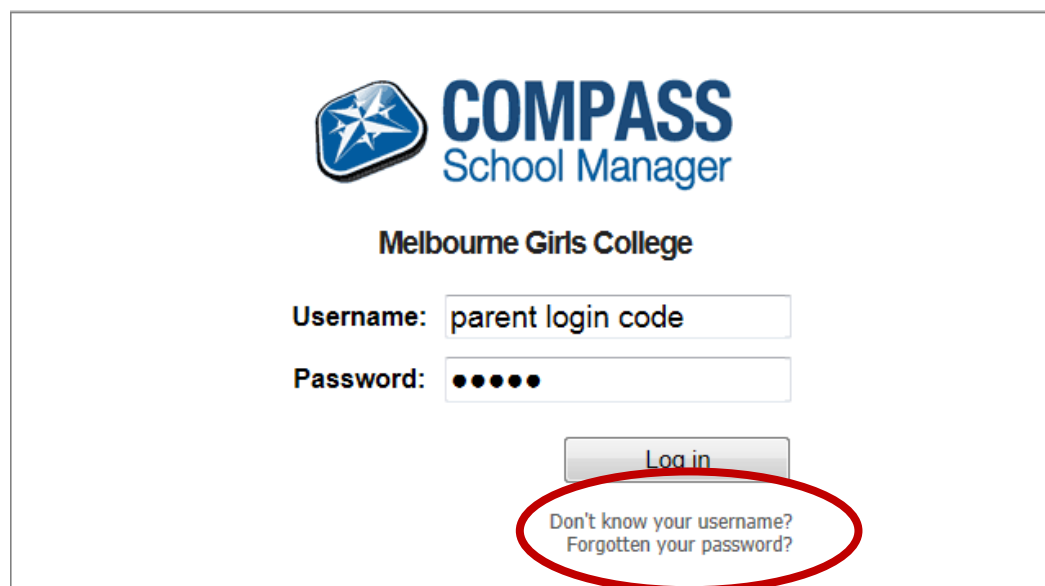
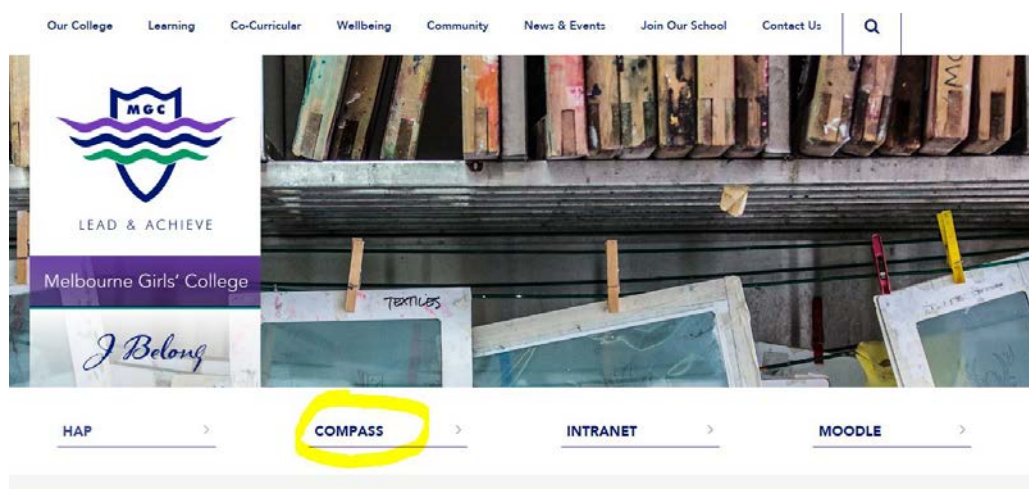
家长的 COMPASS（指南针教育平台）

墨尔本女子高中使用的网上管理系统 Compass School Manager 便于家长，学生和相关工作人员更好的交流。

家长有属于自己的用户名和密码登录到系统中。请不要将这些信息告知您的子女，因为其中学生请假等信息只能由家长批准。

开始

通过学校网站 www.mgc.vic.edu.au 登入 Compass，使用您的用户名和密码登入页面。（用户名和密码由学校提供，密码之后可以更改）




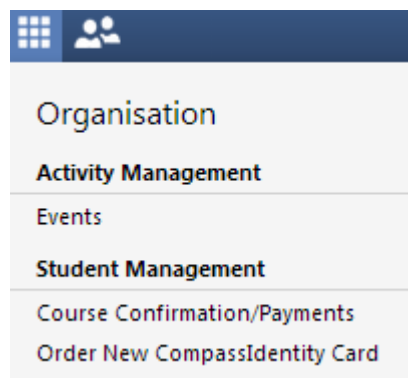
第一次登入后，您需要确认您的手机号和邮箱地址。请将您的登入信息保存在安全的地方。

如果你忘记你的密码和用户名，你只需要简单地点击 **Log in**（登入）下方的“**Forgotton your password?**”（忘记密码？），之后信息会被发送到你之前提供的邮箱，你可以用网页自带的翻译功能翻译并查看。

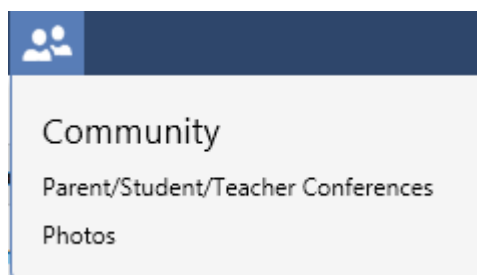
Compass 向导

图标说明

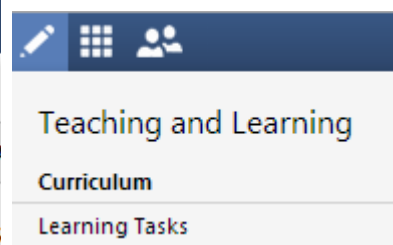
 是您的主页链接



Organisation
Activity Management
Events
Student Management
Course Confirmation/Payments
Order New CompassIdentity Card



Community
Parent/Student/Teacher Conferences
Photos

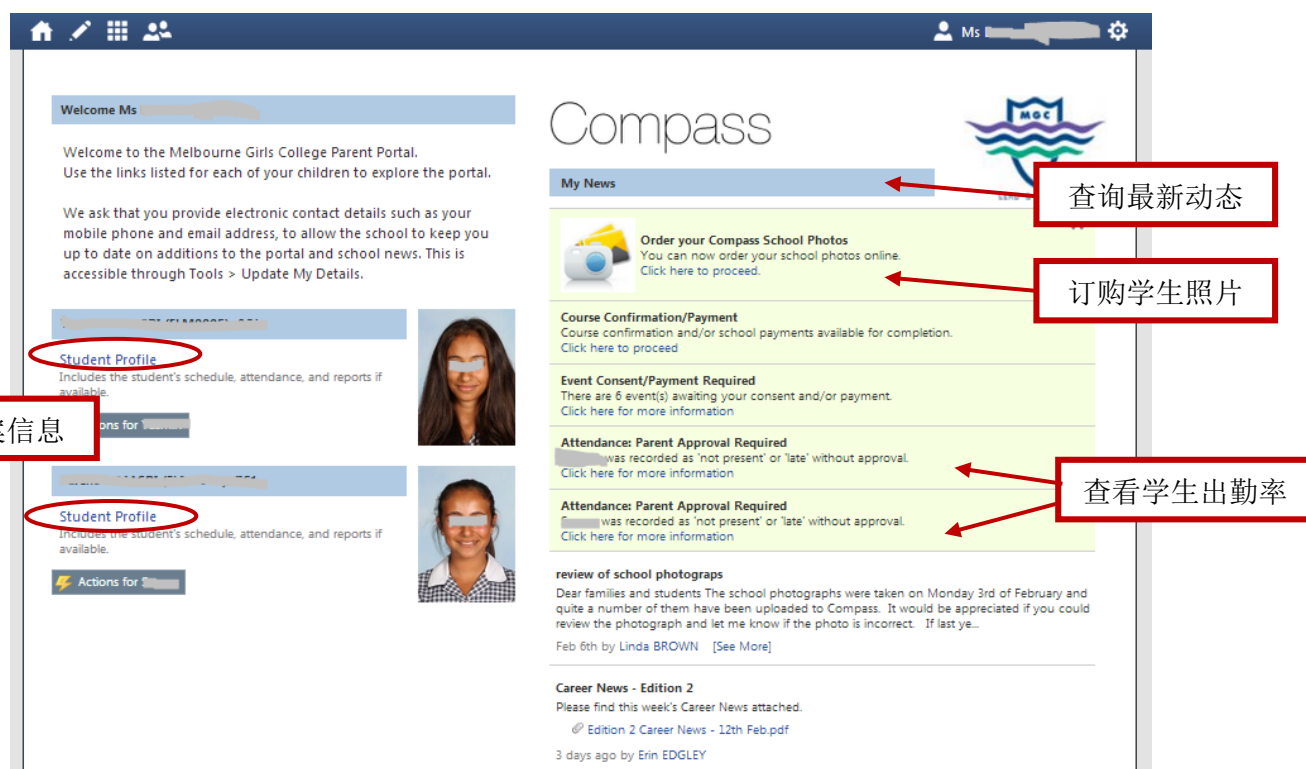


Teaching and Learning
Curriculum
Learning Tasks

学生档案

学生的档案信息在 **Compass** 主页的左下方。如果您有两个到两个以上的孩子在我校就学，所有孩子的信息都会显示出来，你需要逐一点击进入查看她们的状态。

我们希望你们能够时常查看你页面上的最新动态（**My News**）以及您女儿的出勤状况。



The screenshot shows the Compass Parent Portal interface. On the left, there is a 'Welcome Ms' message and a 'Student Profile' section for two students, each with a photo and a 'Student Profile' label circled in red. A red box labeled '学生档案信息' (Student Profile Information) points to these sections. On the right, the 'My News' section contains several items: 'Order your Compass School Photos' (with a red box labeled '订购学生照片'), 'Course Confirmation/Payment', 'Event Consent/Payment Required', and two 'Attendance: Parent Approval Required' items (with a red box labeled '查看学生出勤率'). A red box labeled '查询最新动态' (Check Latest News) points to the 'My News' header.

作业情况

当您进入到学生页面后，点击 **Learning Task** 您将会看到学生每一科必须完成的所有作业。

Student:

Dashboard Schedule Personal **Learning Tasks** Attendance Reports Analytics Insights

Legend: Pending Overdue Received Late On Time Turn off class grouping Academic Group: (Currently Relevant)

Learning Task	Due Date	Created Date	Result
Class Name: 0L2SAA (10 10L2 Science A) TASK 1: Cellular and Molecular Biology Test	No due date	23/02/2017	A
Class Name: 10AVAC (10 10 Advanced Mathemat) TASK 1: Linear Relations	No due date	27/02/2017	A+
Class Name: 10EAAA (10 10 English as an Add) Creative Task: Chinese Cinderella	No due date	07/03/2017	A+
Class Name: 10ECLA (10 10 Economics and Law) TASK 1: Smart Consumer Video	09/03/2017 04:00 PM	30/01/2017	A+
TASK 2: Industry Research	26/04/2017 04:00 PM	30/01/2017	-
Class Name: 10IEPA (10 10 Introduction to E) TASK 1: Fitness Program Design	17/03/2017 04:00 PM	31/01/2017	A+
TASK 2: Body Systems Test	27/04/2017 04:00 PM	31/01/2017	-
Class Name: 10MRB (10 10 Misdemeanors and) TASK 2: Extended Response	28/04/2017 04:00 PM	31/01/2017	-
TASK 3: Case Study	16/05/2017 04:00 PM	31/01/2017	-
TASK 4: Class Participation	26/05/2017 04:00 PM	31/01/2017	-
Class Name: 10VAA (10 10 Visual Art)			

点击打开各科作业项目后，您可以查看到每个作业老师给的评语

Result Entry - TASK 1: Cellular and Molecular Biology Test

Detailed Grid

Actions

Set status to: Not Received Received (now) Received (at due date) Received (set)

Receipt Time: 05/03/2017 01:24 PM

Grading: A Performance

Teacher Response: Submit File

Conversation: Add comment...

Legend: Pending Overdue Received Late On Time File Submission File Response

学习报告

您可以在主页中通过 **Student Profile** (学生档案)进入学习报告页面。

学习阶段报告

我们会在家长会之前提供第一学期和第三学期的期中学习报告，并将其发布在网页中。

Progress Reports				
Cycle: Term 3 - 2013 Progress Reports (05/08/2013 - 27/08/2013)				
Term 3 Progress Reports				
Subject	Area of Assessment			Avg.
	Effort	Behaviour	Progress	
10 Digital Worlds (10DW2SSFB) L LATTUADA	Medium	Medium	Medium	2.00
10 English - General (10ENV2SSAB) K PAUL	Low	Low	Low	0.00
10 Environmental Sci (10EV2SSDB) A VANCE	Medium	Medium	Medium	2.00

** 阅读报告，请参考中文版文档 **"Assessment and Reporting Guide for Parents CH"**

学期报告

选择 **Report** 链接将会出现每个学期的成绩报告链接。建议家长保存下来，以便今后参考。

The screenshot shows a web interface with a navigation bar at the top containing 'Dashboard', 'Schedule', 'Attendance', and 'Reports'. The 'Reports' section is active and displays a table with the following content:

Insights	Reports
Insights Cycle	Reporting Cycle
g: Year 10 Career Action Plan	2013 - Semester Two
Career Action Plan - I plan	2013 - Semester One
	2012 - Semester Two
	2012 - Semester One

At the bottom of the interface, there are two pagination controls. The left one shows 'Page 1 of 1' and 'Items 1 - 1 of 1'. The right one shows 'Page 1 of 1', 'Items 10', and '1 - 4 of 4'. A red circle highlights the '2013 - Semester One' link in the 'Reports' table.